



Barbie® & Walking Beauty™ Gift Set

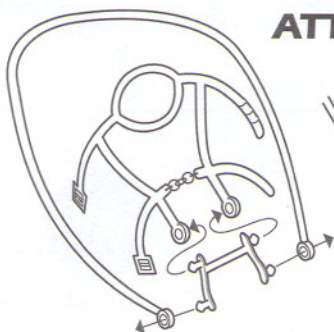


19705-0920

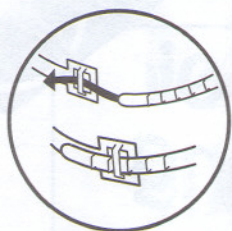
INSTRUCTIONS



ATTACH THE BRIDLE



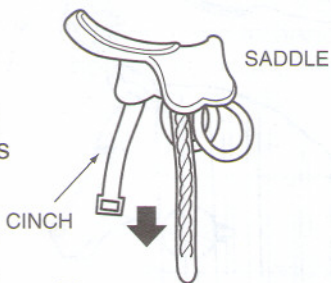
Slip bridle over horse's head.



Fasten straps.

SADDLE UP

Fasten cinch
under horse's
tummy.
Pull it tight!


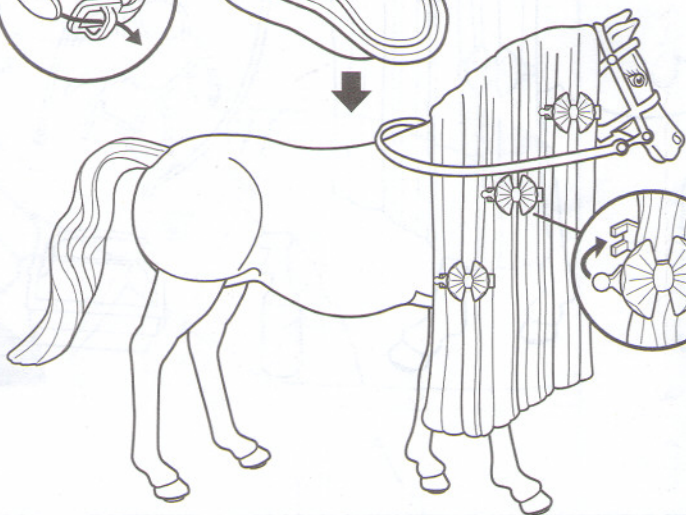


SADDLE

CINCH



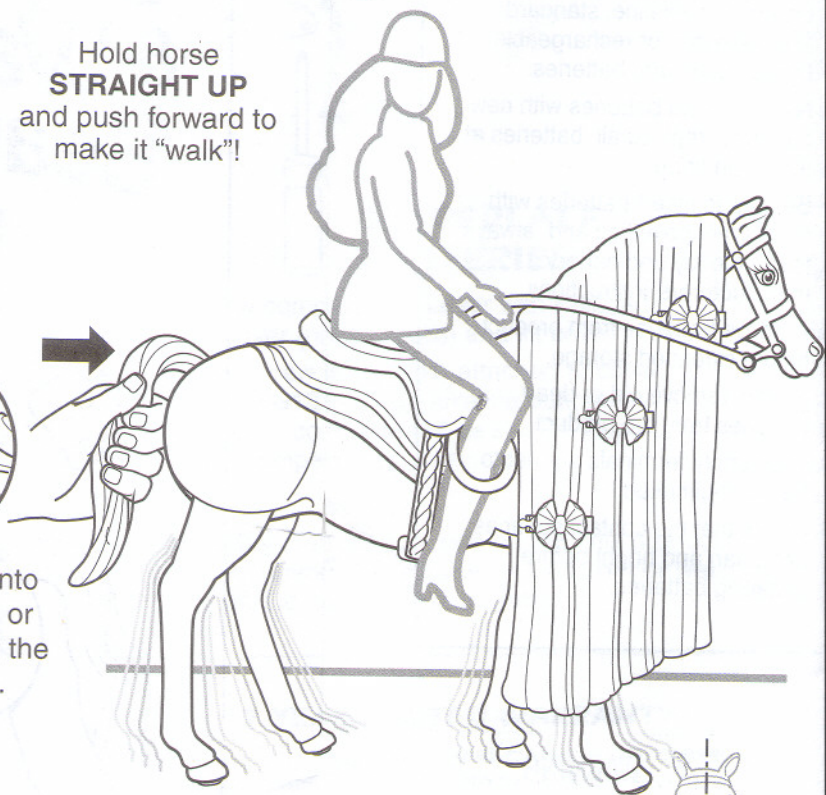
BLANKET



WALKING



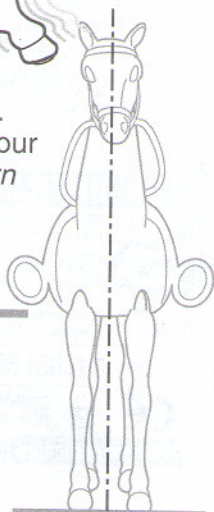
Hold horse
STRAIGHT UP
and push forward to
make it "walk"!



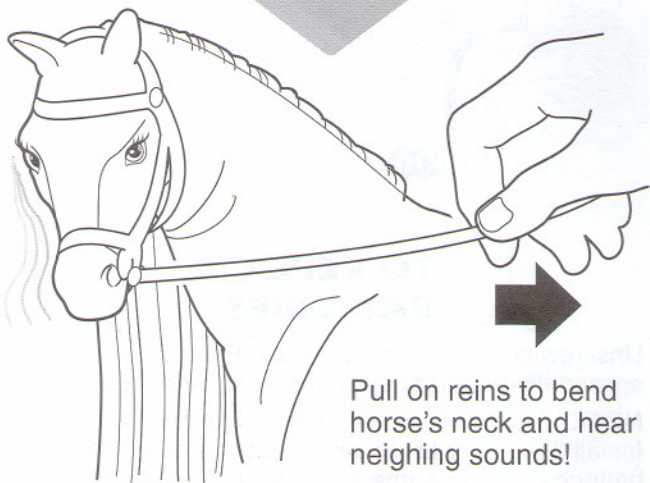
Hold onto
the tail or
behind the
saddle.

Horse "walks" on smooth flat surfaces.
With practice, it gets easier to make your
horse walk. *Horse cannot "walk" or turn
her head, alone.*

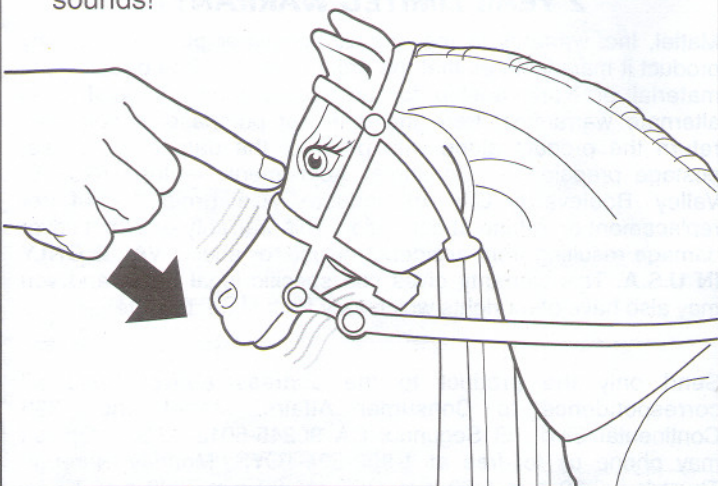
All 4 feet should be on the surface
to "walk" the horse.

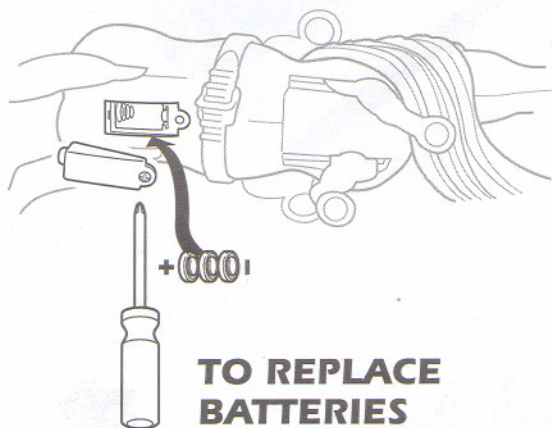


FEATURES



Bend neck down
to hear kissing
sounds!





TO REPLACE BATTERIES

Unscrew compartment cover with Phillips screwdriver (not included) and lift cover to open.

NOTE: Screw will remain attached to cover. Install 3 AG13 or LR44 alkaline button cell batteries in compartment as shown. Replace battery compartment cover.

CAUTION: This is not a ride-on toy. This product is not recommended for use on loose dirt or wet surfaces. Do not immerse in water.

CAUTION:

1. Do not use rechargeable batteries.
2. Non-rechargeable batteries are not to be recharged.
3. Do not mix alkaline, standard (carbon-zinc), or rechargeable (nickel-cadmium) batteries.
4. Never mix old batteries with new batteries (replace all batteries at the same time).
5. Be sure to insert batteries with the correct polarities and always follow the toy and battery manufacturers' instructions.
6. Remove batteries from product before extended storage.
7. Always remove old or dead batteries from the product.
8. The supply terminals are not to be short-circuited.
9. Check that the contact surfaces are clean and bright before installing batteries.

2 YEAR LIMITED WARRANTY

Mattel, Inc. warrants to the original consumer purchaser of any product it manufactures that the product will be free of defects in material or workmanship for two years (unless specified in alternate warranties) from the date of purchase. If defective, return the product along with proof of the date of purchase, postage prepaid, to Consumer Adjustment Center, 15930 E. Valley Boulevard, City of Industry, California 91744 for replacement or refund at our option. This warranty does not cover damage resulting from accident, misuse, or abuse. **VALID ONLY IN U.S.A.** This warranty gives you specific legal rights and you may also have other rights which vary from state to state.

Send only the product to the address above. Send all correspondence to Consumer Affairs, Mattel, Inc., 333 Continental Blvd., El Segundo, CA 90245-5012, U.S.A. Or you may phone us toll-free at 1-800-524-TOYS, Monday through Thursday: 8:00 a.m.-5:00 p.m. PST (11:00 a.m.-8:00 p.m. EST);

⚠ WARNING:

CHOKING HAZARD - Small parts.
Not for children under 3 years.

CONSUMER INFORMATION

MATTY MATTEL™ Toys



YOU CAN TELL IT'S MATTEL! CALL us toll-free or write with any comments or questions about our products or service. Monday-Thursday, 8:00 a.m.-5:00 p.m. PST; 11:00 a.m.-8:00 p.m. EST; Friday, 8:00 a.m.-12:30 p.m. PST, 11:00 a.m.-3:30 p.m. EST. Outside U.S.A., see telephone directory for Mattel listing.
Consumer Affairs, Mattel, Inc., 333 Continental Blvd., El Segundo, CA 90245 USA

1 (800) 524-TOYS



CONFORMS TO THE SAFETY REQUIREMENTS OF ASTM F963.

We are dedicated to quality products.