



Barbie

Rock 'N Roll Radio House™

Radio Playset

Instructions



Please remove everything from the package and compare to the contents shown here.

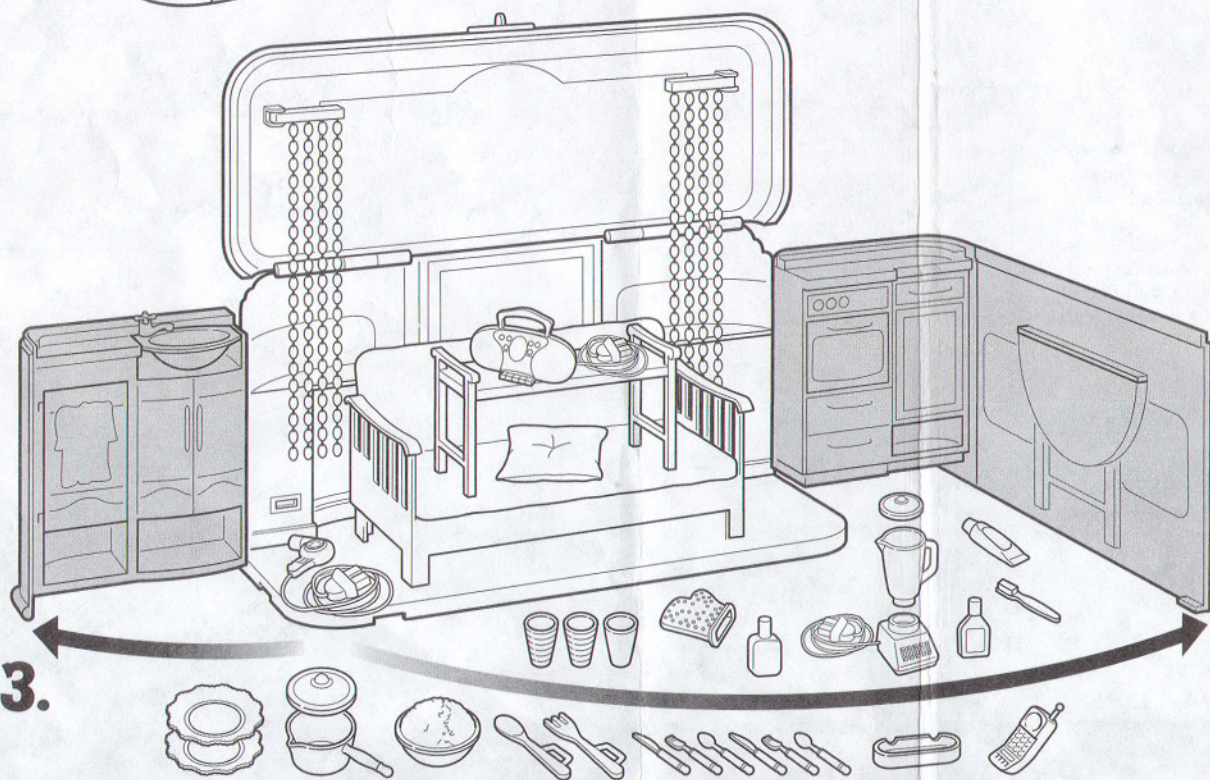
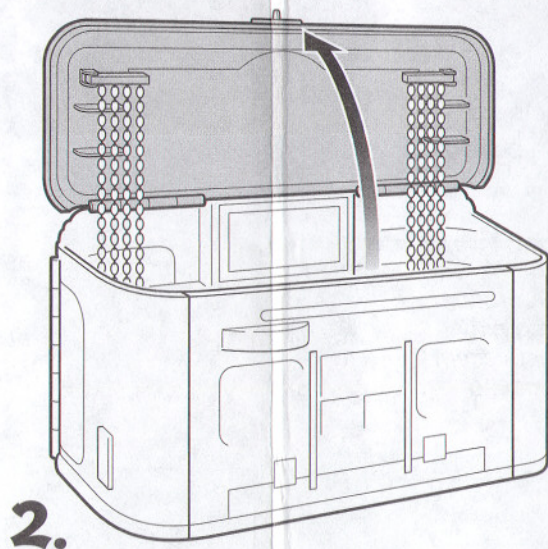
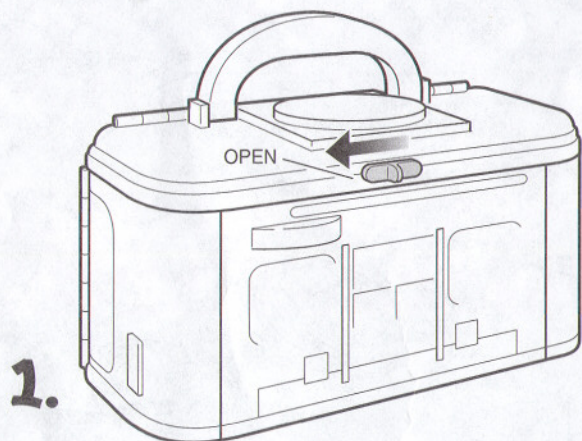
If any items are missing, please call 1-800-524-TOYS.

Colors and decorations may vary. Doll and fashions not included.

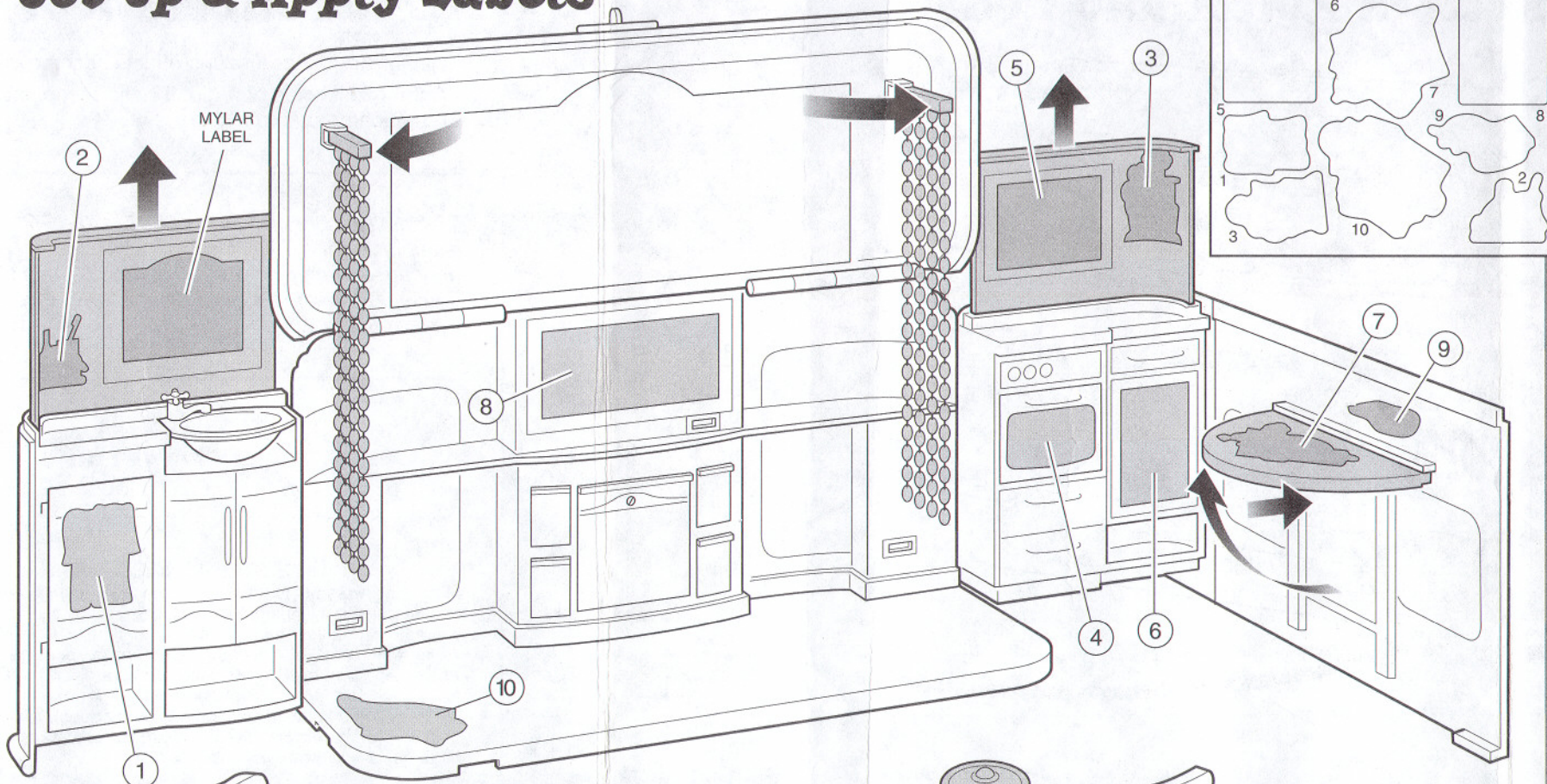
Keep these instructions for future reference as they contain important information.



Open Rock 'N Roll Radio House™

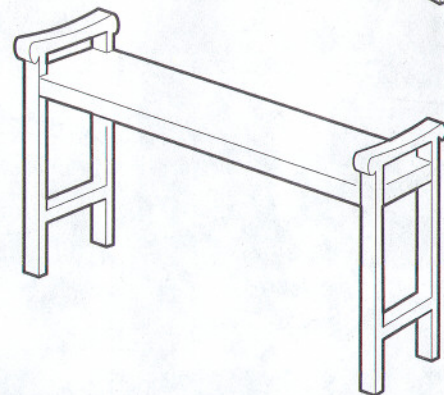
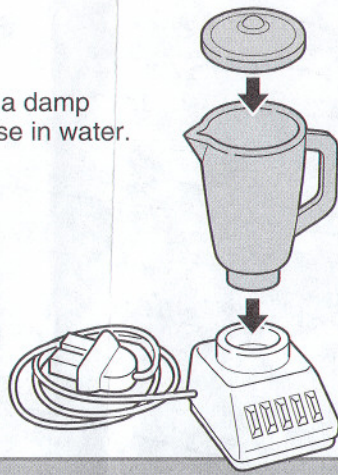
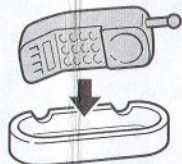


Set Up & Apply Labels

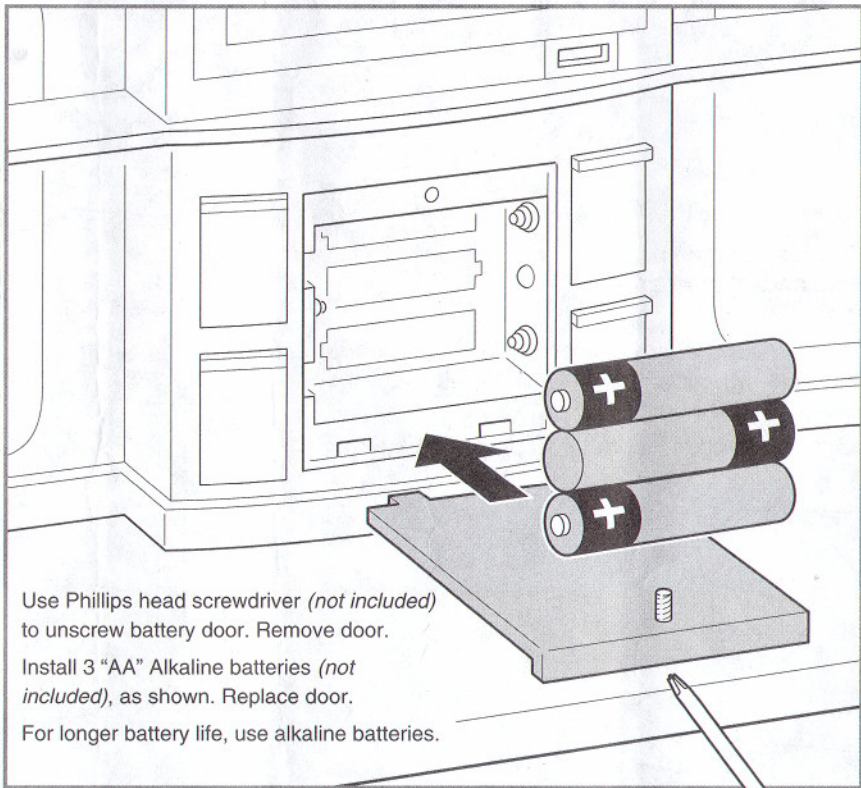


CAUTION:

Clean radio surface with a damp cloth only. Do not immerse in water.



Install Batteries



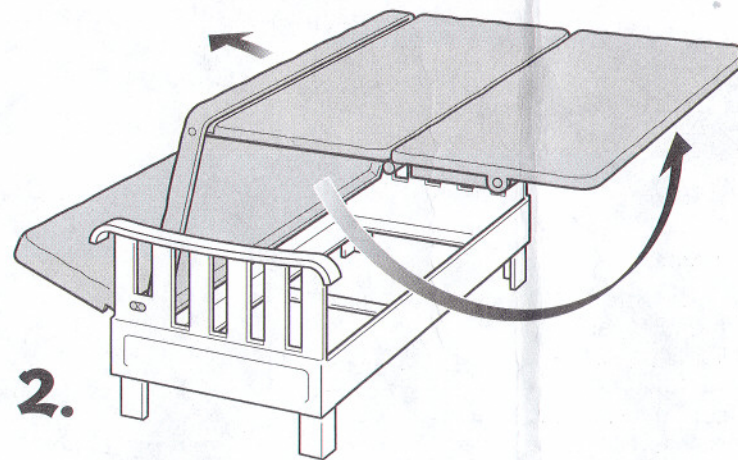
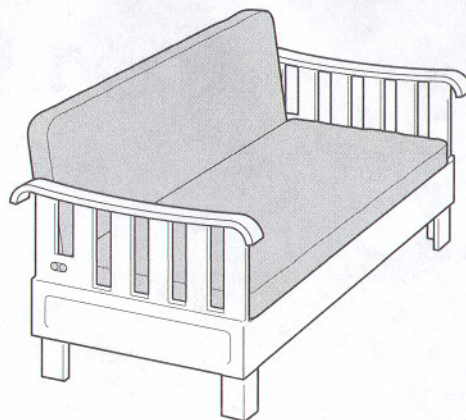
Use Phillips head screwdriver (*not included*) to unscrew battery door. Remove door.

Install 3 "AA" Alkaline batteries (*not included*), as shown. Replace door.

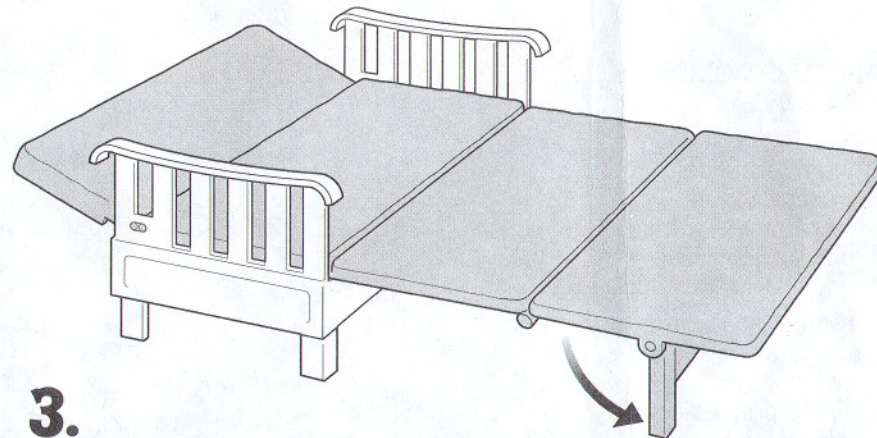
For longer battery life, use alkaline batteries.

Fold Out Bed

1.



2.



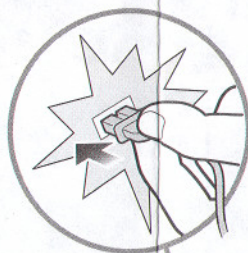

3.

BATTERY SAFETY INFORMATION:

1. Non-rechargeable batteries are not to be recharged.
2. Rechargeable batteries are to be removed from the product before they are charged.
3. If removable rechargeable batteries are used, they are only to be charged under adult supervision.
4. Do not mix alkaline, standard (carbon-zinc), or rechargeable (nickel-cadmium) batteries.
5. Do not mix old batteries and new batteries.
6. Only batteries of the same or equivalent type as recommended are to be used.
7. Be sure to insert batteries with the correct polarities and always follow the toy and battery manufacturers' instructions.
8. Exhausted batteries are to be removed from the product.
9. The supply terminals are not to be short-circuited.
10. Dispose of batteries safely.

Play Time!

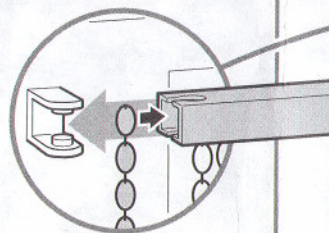
If curtain beads detach, remove curtain arm and slide beaded strand(s) in place. Reattach curtain arm.



Push appliance plug into socket to hear a sound effect!

When sound effect has ended (8-10 seconds), remove plug and push into socket to hear the sound effect again!

Only 1 sound effect may be played at a time.

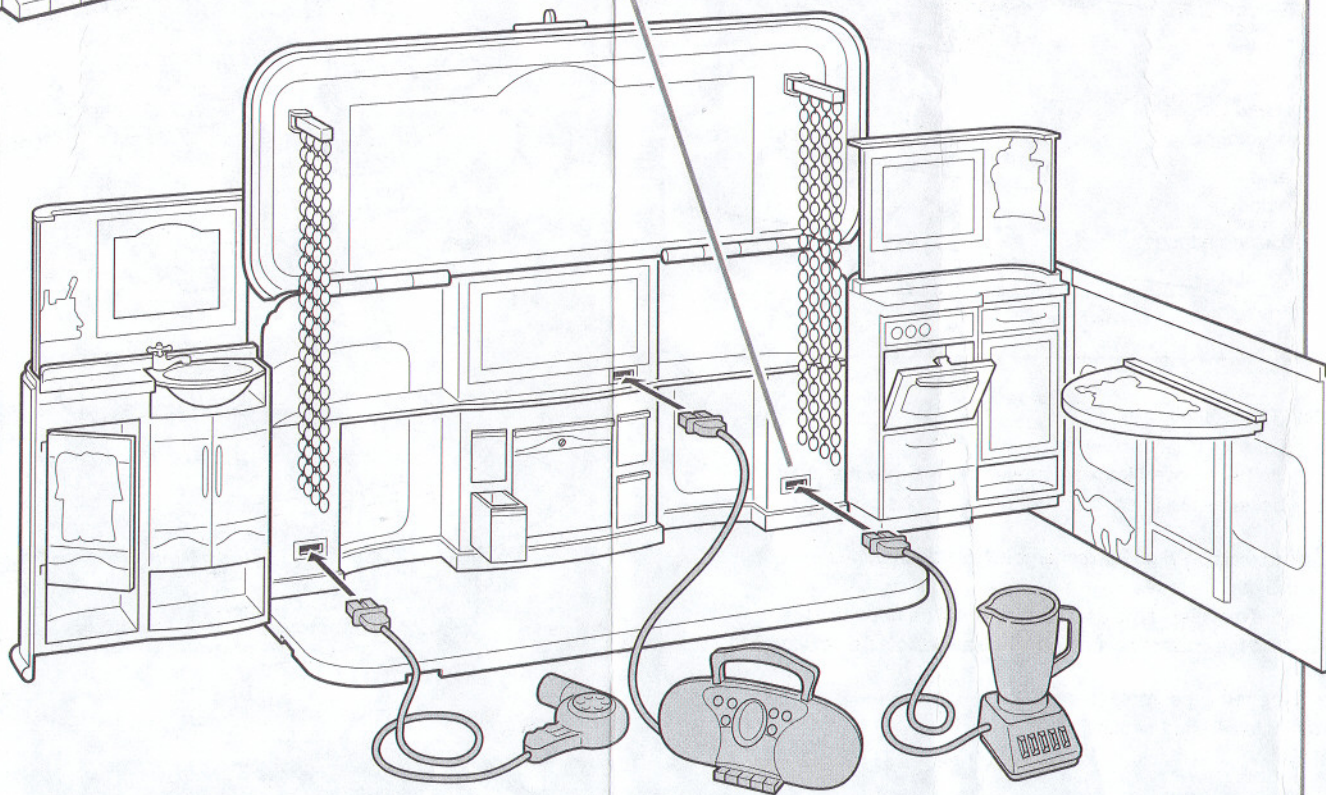


FM RADIO:

Press ON-OFF switch to turn on FM radio. LED lights up. Set dials for tuning and volume. To turn radio off, press ON-OFF switch again.

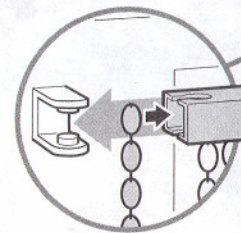
BARBIE DOLL RADIO:

With FM radio off, push Barbie doll radio's plug into its socket and FM radio turns on! Remove plug and radio stops. If FM radio is already turned on, no change will occur when Barbie doll radio plug is in or out of socket.



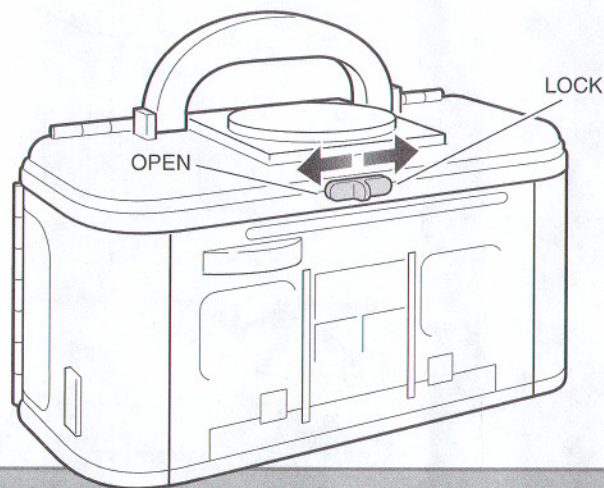
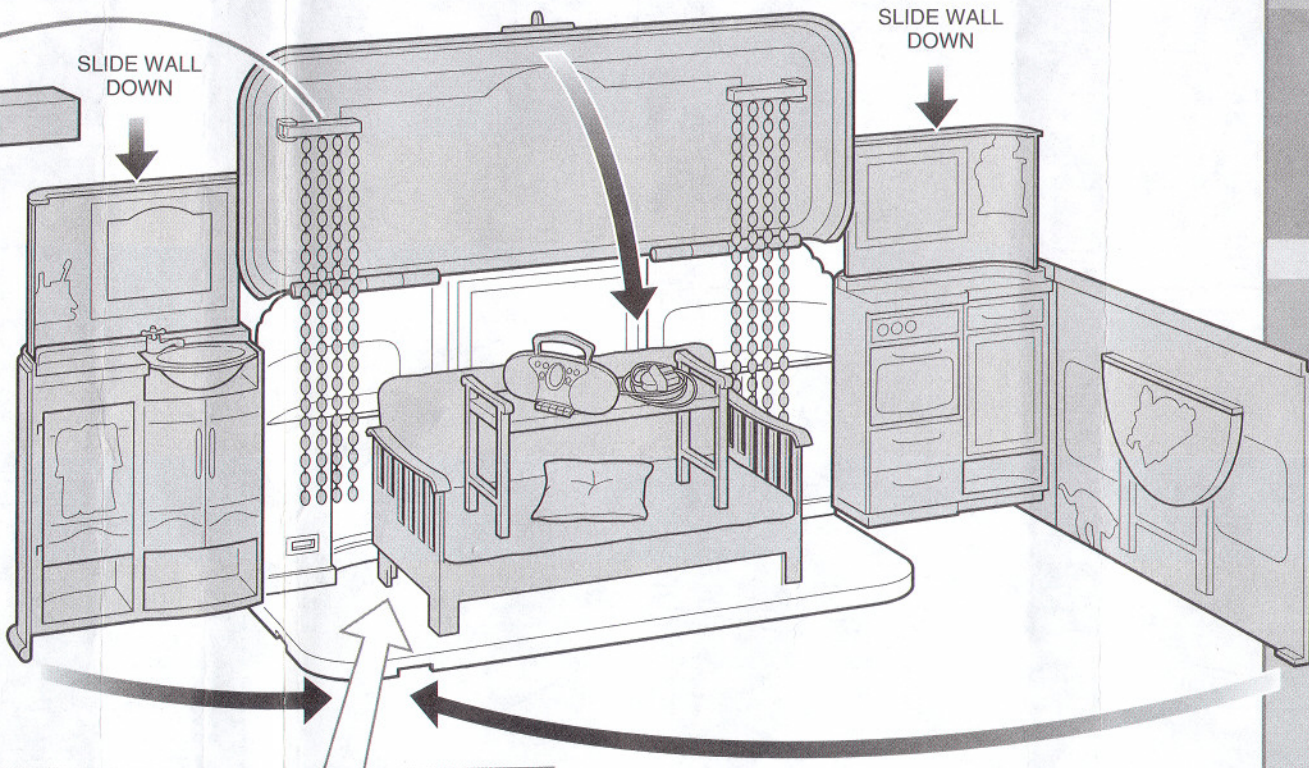
Store Rock 'N Roll Radio House™

each, remove curtain
beaded strand(s) in
attach curtain arm.



ended (8-10 seconds),
to socket to hear the

be played at a time.



Troubleshooting

- Replace batteries if sound effects become distorted or inaudible.
- Antenna is inside of radio. If radio reception is poor, reposition radio to improve reception.

This device complies with part 15 of the FCC Rules. Operation is subject to the following two conditions: (1) This device may not cause harmful interference, and (2) this device must accept any interference received, including interference that may cause undesired operation.

barbie.com

2 YEAR LIMITED WARRANTY

Mattel, Inc. warrants to the original consumer purchaser that this product will be free of defects in material or workmanship for two years (unless specified in alternate warranties) from the date of purchase. If defective, return the product along with proof of the date of purchase, postage prepaid, to Consumer Adjustment Center, 15930 E. Valley Boulevard, City of Industry, California 91744 for replacement or refund at our option. This warranty does not cover damage resulting from unauthorized modification, accident, misuse, or abuse. **Valid only in U.S.A.** This warranty gives you specific legal rights and you may also have other rights which vary from state to state.

Send only the product to the address above. Send all correspondence to Consumer Relations, Mattel, Inc., 333 Continental Blvd., El Segundo, California 90245-5012, U.S.A. Or you may phone us toll-free at 1-800-524-TOYS, Monday - Friday, 8:00 a.m. - 6:00 p.m. Eastern Time. See telephone directory for Mattel listing.



WARNING:

CHOKING HAZARD - Small parts.
Not for children under 3 years.

CONSUMER INFORMATION

MATTEL™ toys



YOU CAN TELL IT'S MATTEL! CALL us toll-free or write with any comments or questions about our products or service. Monday-Friday 8:00 a.m.-6:00 p.m. Eastern Time. Outside U.S.A., see telephone directory for Mattel listing.

Consumer Relations, Mattel, Inc.
333 Continental Blvd.
El Segundo, CA 90245 USA

1(800)524-TOYS

WE ARE DEDICATED TO QUALITY PRODUCTS.