

Barbie®



B6261-0920


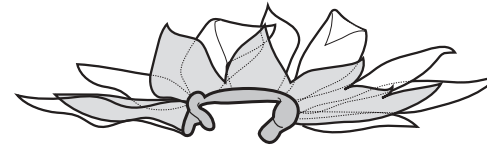
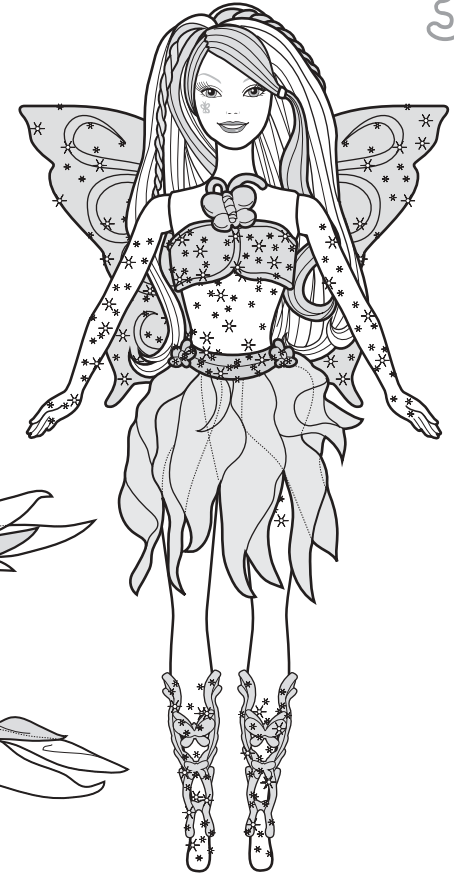
This equipment has been tested and found to comply with the limits for a Class B digital device, pursuant to part 15 of the FCC rules. These limits are designed to provide reasonable protection against harmful interference in a residential installation. This equipment generates, uses and can radiate radio frequency energy and, if not installed and used in accordance with the instructions, may cause harmful interference to radio communications. However, there is no guarantee that interference will not occur in a particular installation. If this equipment does cause harmful interference to radio or television reception, which can be determined by turning the equipment off and on, the user is encouraged to try to correct the interference by one or more of the following measures:

- Reorient or relocate the receiving antenna.
- Increase the separation between the equipment and receiver.
- Connect the equipment into an outlet on a circuit different from that to which the receiver is connected.
- Consult the dealer or an experienced radio/TV technician for help.

Mattel Inc.
333 Continental Blvd.
El Segundo, CA
(310) 252-2400

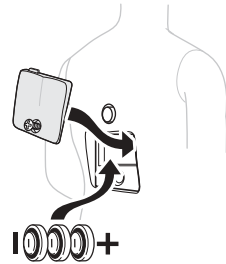
Note: Changes or modifications not expressly approved by the manufacturer responsible for compliance could void the user's authority to operate the equipment.

Instructions



BATTERY REPLACEMENT:

Remove battery door with a Phillips screwdriver (not included) and set aside. Insert three (3) AG13 (LR44) button cell batteries. Note direction of batteries. Replace door.



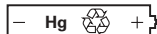
LOW BATTERY INDICATORS:

Replace batteries if the lights become dimmer or if some lights are not working.

BATTERY SAFETY INFORMATION

In exceptional circumstances batteries may leak fluids that can cause a chemical burn injury or ruin your toy (product). To avoid battery leakage:

- Non-rechargeable batteries are not to be recharged.
- Rechargeable batteries are to be removed from the toy before being charged (if designed to be removable).
- Rechargeable batteries are only to be charged under adult supervision (if designed to be removable).
- Do not mix alkaline, standard (carbon-zinc), or rechargeable (nickel-cadmium) batteries.
- Do not mix old and new batteries.
- Only batteries of the same or equivalent type as recommended are to be used.
- Batteries are to be inserted with the correct polarity.
- Exhausted batteries are to be removed from the toy.
- The supply terminals are not to be short-circuited.
- Dispose of battery(ies) safely.
- Do not dispose of this toy in a fire. The batteries inside may explode or leak.



Please recycle button cell battery(ies) contained in this product by: Visiting your nearest recycling center. For location of the nearest recycling center visit us online at www.service.mattel.com.

If a recycling center is not available in your area, contact us for a pre-paid mailing label. Visit us online at www.service.mattel.com or call toll-free at 1 (800) 524-TOYS.

Barbie.com®

Mattel Canada Inc., Mississauga, Ontario L5R 3W2. You may call us free at 1-800-665-6288.

Mattel U.K. Ltd., Vanwall Business Park, Maidenhead SL6 4UB. Helpline 01628500303.

Mattel Australia Pty., Ltd., Richmond, Victoria. 3121. Consumer Advisory Service - 1300 135 312.

Mattel East Asia Ltd, Room 1106, South Tower, World Finance Centre, Harbour City, Tsimshatsui, HK, China. Diimport & Diedarkan Oleh: Mattel SEA Ptd Ltd.(993532-P) Lot 13.5, 13th Floor, Menara Lien Hoe, Persiaran Tropicana Golf Country Resort, 47410 PJ. Tel:03-78803817, Fax:03-78803867.

Mattel, Inc., El Segundo, CA 90245 U.S.A. Consumer Affairs 1 (800) 524-TOYS

CONSUMER INFORMATION

PRODUCT: Product name.
AGE GRADE: Age grade information.
CONTENTS: Contents.

Need Assistance? In the US and Canada, service.mattel.com* or 1-800-524-8697, M-F 8AM – 6PM, ET.
*Website in English language only

SERVICE.MATTEL.COM

((3) AG13 (LR44) button cell batteries included are for demonstration purposes only.

WARNING:
CHOKING HAZARD - Small parts.
Not for children under 3 years.


CONTENTS

Colors and decorations may vary from those shown. Dolls cannot stand alone. Please remove everything from the package and compare to the contents shown here. If any items are missing, please call 1-800-524-TOYS.

Keep these instructions for future reference as they contain important information.

Play Time!

1. Attach wing to doll's back.
"Snap on" skirts, top, and boots.



2. Hold doll by the waist.
Push button on doll's back for a "magical" glow!



Dolls cannot stand alone.