




# My Secret Diary™

Barbie™



MODEL 73029

1 User / Ages 4 and up

## INSTRUCTION MANUAL

P/N 82376200 Rev.A

Hi! It's me, Barbie®! Now you can keep your secrets safe with My Secret Diary™. Only your glitter flower pen can magically open it. Write or draw using the flower pen on the cool notebook included. Have lots of fun as you keep your thoughts private!

### GETTING STARTED

#### BATTERY INSTALLATION -

#### ADULT SUPERVISION IS RECOMMENDED WHEN CHANGING BATTERIES.

My Secret Diary™ will open automatically when the batteries are installed.

- Using a screwdriver, loosen the screw until the battery compartment door on the back of product can be removed.
- Insert three (3) AAA batteries (we recommend alkaline) as indicated inside the battery compartment.
- Replace the battery compartment door and tighten the screw with a screwdriver. Do not over-tighten.

#### CAUTION:

- As with all small batteries, the batteries used with this game should be kept away from small children who might still put things in their mouths. If a battery is swallowed, consult a physician immediately.
- Be sure you insert the battery correctly and always follow the game and battery manufacturer's instructions.

E

- Do not dispose of batteries in fire.
- Batteries might leak if improperly installed, or explode if recharged, disassembled or heated.

### FEATURES

**FLOWER LIGHTS** - Secures the lid of My Secret Diary™ to keep your thoughts safe.

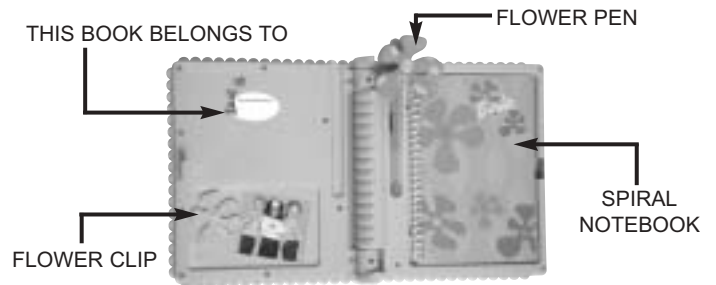
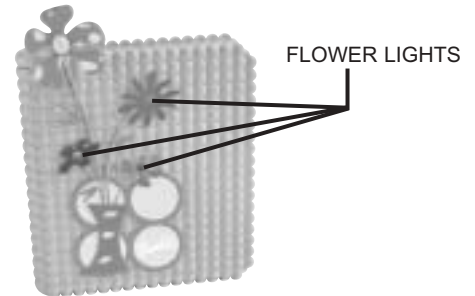

**FLOWER PEN** - The flower on the pen is the magical key! Wave the flower pen to open My Secret Diary™.

**FLOWER CLIP** - Use this clip to hold a picture or a special note.

**SPIRAL NOTEBOOK** - Use this to keep track of all your secret thoughts or drawings.

**"THIS BOOK BELONGS TO"** - Write your name here.

**RESET** - Press this button to open My Secret Diary™. Insert a dull, pointed object (like the end of a paper clip) into the Reset button hole.



### USING MY SECRET DIARY

To open My Secret Diary™, remove the flower pen from the top of the diary. With the flower facing down, wave the pen over each flower until you hear a sound and the flower lights up. After waving the wand over all three flowers, the diary will magically open. If you miss a flower, Barbie® will give you helpful hints. Please note, you must wave your

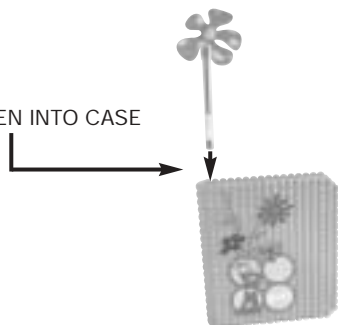
wand over all three flowers in any order to open the diary. You cannot go over the same flower twice when you try to open it.

WAVE THE PEN OVER  
ALL THREE FLOWERS!



After you open the diary, use the glitter pen to write or draw in the notebook included. When you are finished, close the lid securely and return the pen into the top of the diary.

SLIDE PEN INTO CASE



**SLEEP MODE** - My Secret Diary™ will go into sleep mode after 30 seconds of inactivity. Wave the flower pen over the flowers to wake up and open the diary.

### MAINTENANCE:

- Handle this product carefully.
- Store this product away from dusty or dirty areas.
- Keep this product away from moisture or extreme temperature.
- Do not disassemble this product. If a problem occurs, press the Reset button or remove and replace the batteries to reset the game or try new batteries. If problems persist, consult your warranty information located at the end of this instruction manual.
- Use only the recommended battery type.
- Do not mix old and new batteries.
- Do not mix alkaline, standard (carbon-zinc) or rechargeable (nickel-cadmium) batteries.
- Do not use rechargeable batteries.
- Do not attempt to recharge non-rechargeable batteries.
- Remove any exhausted batteries from the device.
- Do not short-circuit the supply terminals.
- Insert batteries with the correct polarity.

Please retain this for future reference.

This product complies with Part 15 of the FCC Rules. Operation is subject to the following two conditions: (1) this device may not cause harmful interference and (2) this device must accept any interference received, including interference that may cause undesired operation.

**WARNING:** Changes or modifications to this unit not expressly approved by the party responsible for compliance could void the user's authority to operate the equipment.

**NOTE:** This equipment has been tested and found to comply with the limits for a Class B digital device, pursuant to Part 15 of the FCC Rules. These limits are designed to provide reasonable protection against harmful interference in a residential installation. This equipment generates, uses and can radiate radio frequency energy and if not installed and used in accordance with the instructions, may cause harmful interference to radio communications. However, there is no guarantee that interference will not occur in a particular installation. If this equipment does cause harmful interference to radio or television reception, which can be determined by turning the equipment off and on, the user is encouraged to try to correct the interference by one or more of the following measures:

- Reorient or relocate the receiving antenna.
- Increase the separation between the equipment and receiver.
- Connect the equipment into an outlet on a circuit different from that to which the receiver is connected.
- Consult the dealer or an experienced radio TV technician for help.

### 90-DAY LIMITED WARRANTY

(This product warranty is valid in the United States and Canada only)

Radica Games Limited warrants this product for a period of 90 days from the original purchase date under normal use against defective workmanship and materials (batteries excluded). This warranty does not cover damage resulting from accident, unreasonable use, negligence, improper service or other causes not arising out of defects in material or workmanship. Radica Games Limited will not be liable for any costs incurred due to loss of use of this product or other incidental or consequential costs, expenses or damages incurred by the purchaser. Some states do not allow the exclusion or limitation of incidental or consequential damages, so the above limitations may not apply to you. This warranty gives you specific legal rights and you may also have other legal rights, which vary from state to state.

During this 90-day warranty period, the game will either be repaired or replaced (at our option) without charge to the purchaser when returned prepaid with proof of date of purchase to: **Radica USA, Ltd., 13628-A Beta Road, Dallas, Texas 75244, USA.** Please remove the batteries and wrap the unit carefully before shipping. Please include a brief description of the problem along with your return address and mail it postage prepaid.

**IMPORTANT:** Before returning the unit for repair, test it with fresh alkaline batteries. Even new batteries may be defective or weak and low battery power is a frequent cause of unsatisfactory operation.

RADICA:®  
MY SECRET DIARY IS A TRADEMARK OF  
RADICA GAMES LTD.  
© 2002 RADICA GAMES LTD.  
PRODUCT SHAPE™  
ALL RIGHTS RESERVED



BARBIE IS A TRADEMARK OWNED BY AND USED UNDER LICENSE FROM MATTEL, INC. © 2002 MATTEL, INC. ALL RIGHTS RESERVED