
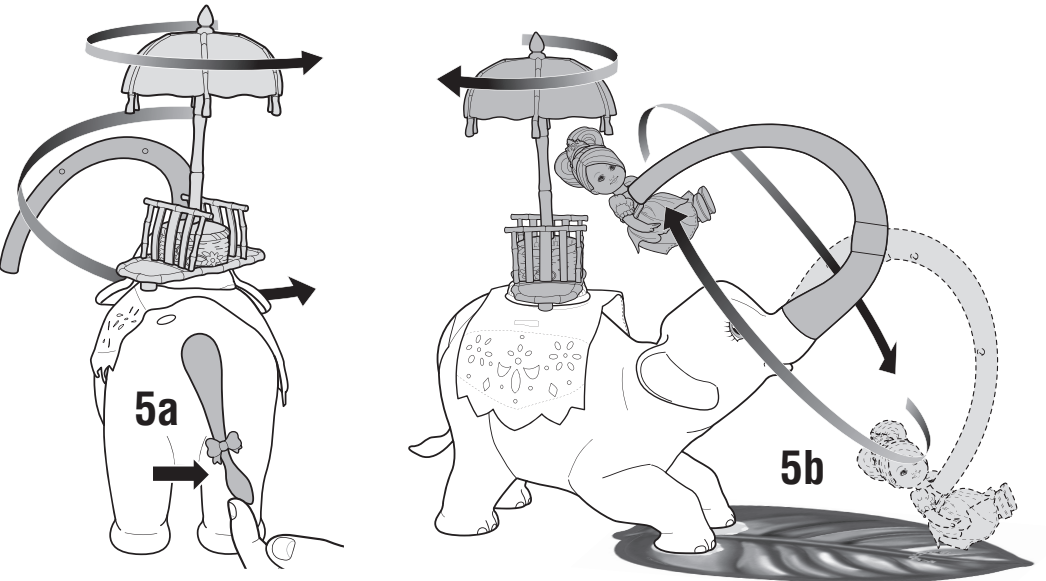

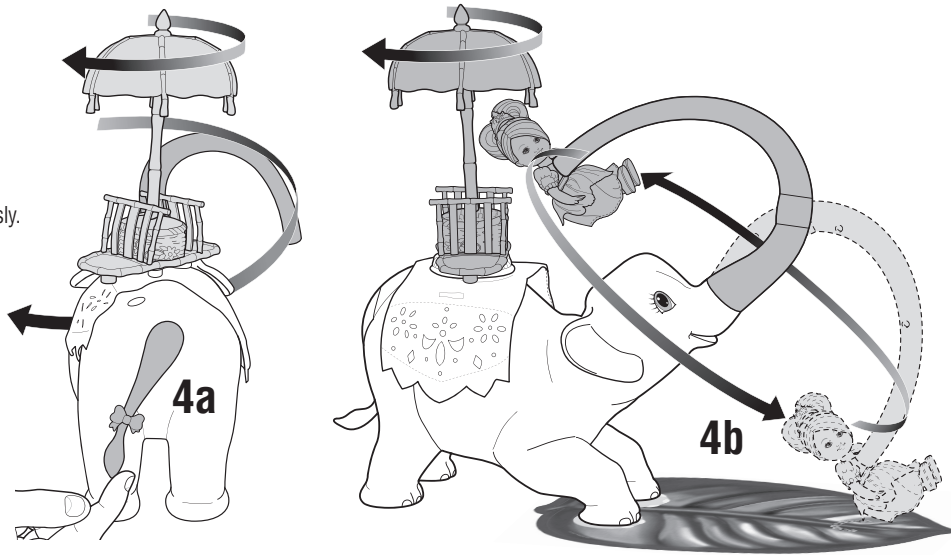
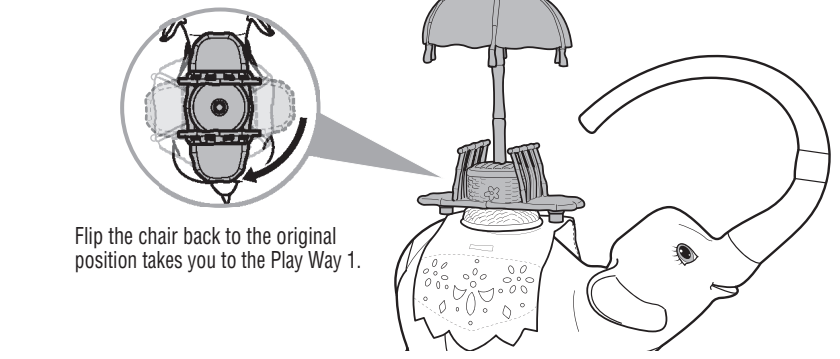


Play Way 2
 (1) Move ON (I)/OFF (O) switch to ON(I).
 (2) Flip the chair 90° manually.
 (3) Position doll as shown.
 (4a) Push tail LEFT and HOLD ON: Umbrella and trunk rotates clockwise continuously.
 (4b) Trunk picks up doll and spins continuously.
 (5a) Push tail RIGHT and HOLD ON: Umbrella and trunk rotates counter-clockwise continuously.
 (5b) Trunk picks up doll and spins continuously.



Elephant can pick up brush and bouquet too!

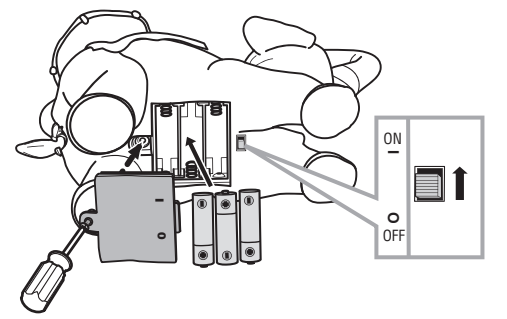
Dolls can "hold" brush or bouquet on their chest. Dolls cannot stand alone.



Requires 3 "AA" alkaline batteries (not included). Dispose of batteries safely. For longer life use only alkaline batteries.
Contents: Colours and decorations may vary from those shown. Please remove everything from the package and compare to the contents shown here. Keep these instructions for future reference as they contain important information. This product contains magnets. Do not use around items that are sensitive to or affected by magnetic fields.

WARNING:
 CHOKING HAZARD - Small parts.
 Not for children under 3 years.

BATTERY INSTALLATION: Use a Phillips head screwdriver (not included) to open battery door. Remove and set aside. Insert 3 AA alkaline batteries as shown. Replace battery door and screw closed. For longer life use only alkaline batteries. Move switch position to ON (I). Move switch to "OFF" (O) when finished playing. Replace batteries when the product does not respond or slows down.



BATTERY SAFETY INFORMATION
 In exceptional circumstances batteries may leak fluids that can cause a chemical burn injury or ruin your product. To avoid battery leakage:
 • Non-rechargeable batteries are not to be recharged.
 • Rechargeable batteries are to be removed from the product before being charged (if designed to be removable).
 • Rechargeable batteries are only to be charged under adult supervision (if designed to be removable).
 • Do not mix alkaline, standard (carbon-zinc), or rechargeable (nickel-cadmium) batteries.
 • Do not mix old and new batteries.
 • Only batteries of the same or equivalent type as recommended are to be used.
 • Batteries are to be inserted with the correct polarity.
 • Exhausted batteries are to be removed from the product.
 • The supply terminals are not to be short-circuited.
 • Dispose of battery(ies) safely.
 • Do not dispose of this product in a fire. The batteries inside may explode or leak.



Protect the environment by not disposing of this product with household waste (2002/96/EC). Check your local authority for recycling advice and facilities.

CONSUMER INFORMATION

Need Assistance? Visit service.mattel.com or call 1-800-524-8697 (US and Canada only), M-F 9AM - 7PM & SAT 11AM - 5PM, Eastern.

SERVICE.MATTEL.COM


Mattel Canada Inc., Mississauga, Ontario L5R 3W2. You may call us free at 1-800-524-8697.
 Mattel U.K. Ltd., Vanwall Business Park, Maidenhead SL6 4UB. Helpline 01628500303.
 Mattel Australia Pty., Ltd., Richmond, Victoria. 3121. Consumer Advisory Service - 1300 135 312.
 Mattel East Asia Ltd., Room 1106, South Tower, World Finance Centre, Harbour City, Tsimshatsui, HK, China.
 Diimport & Diedarkan Oleh: Mattel SEA Ptd Ltd.(993532-P) Lot 13.5, 13th Floor, Menara Lien Hoe, Persiaran Tropicana Golf Country Resort, 47410 P.J. Tel:03-78803817, Fax:03-78803867.
 Mattel, Inc., 333 Continental Blvd., El Segundo, CA 90245 U.S.A. Consumer Affairs 1 (800) 524-8697.

Play Time!

Play Way 1

Adult assistance is recommended to practice playing first.

- (1) Move ON (I)/OFF (O) switch to ON (I).
- (2) Position doll as shown.
- (3) Push tail LEFT once and RELEASE: Umbrella rotates clockwise 180° and trunk rotates clockwise 360°.
- (4a) Trunk picks up doll and places doll in chair (4b).
- (5) Position other doll as shown.
- (6) Push tail RIGHT once and Release: Umbrella rotates counter-clockwise 180° and trunk rotates counter-clockwise 360°.
- (7a) Trunk picks up doll and places doll in chair (7b).



NOTE: The trunk could be reassembled in the event that comes off as result of a drop or hard pull.

