

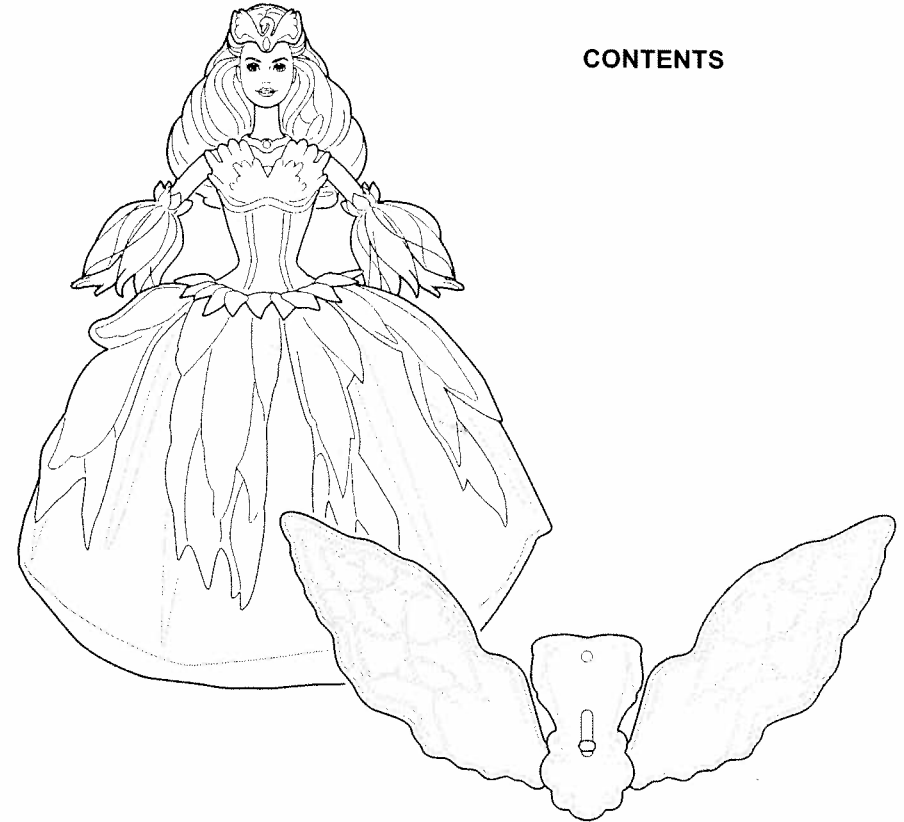
Barbie® as Odette™

Doll



INSTRUCTIONS

CONTENTS



CONSUMER INFORMATION

MATTY MATTEL™ by



YOU CAN TELL IT'S MATTEL!™ CALL us toll-free or write with any comments or questions about our products or service. Monday-Friday 8:00 a.m.-6:00 p.m. Eastern Time. Outside U.S.A., see telephone directory for Mattel listing.

Consumer Relations, Mattel, Inc.
333 Continental Blvd.
El Segundo, CA 90245 USA

1(800) 524-TOYS

WE ARE DEDICATED TO QUALITY PRODUCTS.

WARNING:
CHOKING HAZARD - Small parts.
Not for children under 3 years.

Includes 3 AG13 (LR44) Button Cell Batteries. Dispose of batteries safely.
Colors and decorations may vary from those shown.

Please remove everything from the package and compare to the contents shown here.
If any items are missing, please call 1-800-524-TOYS.



B2766-0920

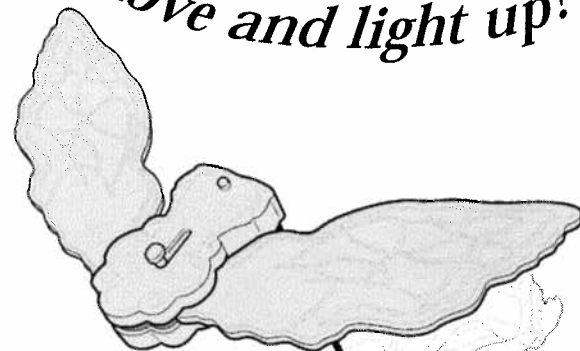
Keep these instructions for future reference as they contain important information.

©2003 Mattel, Inc. El Segundo, CA 90245 U.S.A. All Rights Reserved.

Make your doll's wings move and light up!

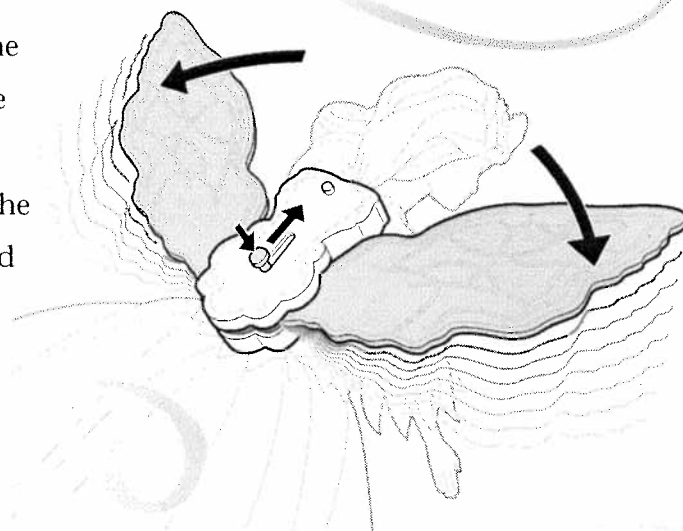
1.

Snap the wings onto the doll's back. The wings can be removed.



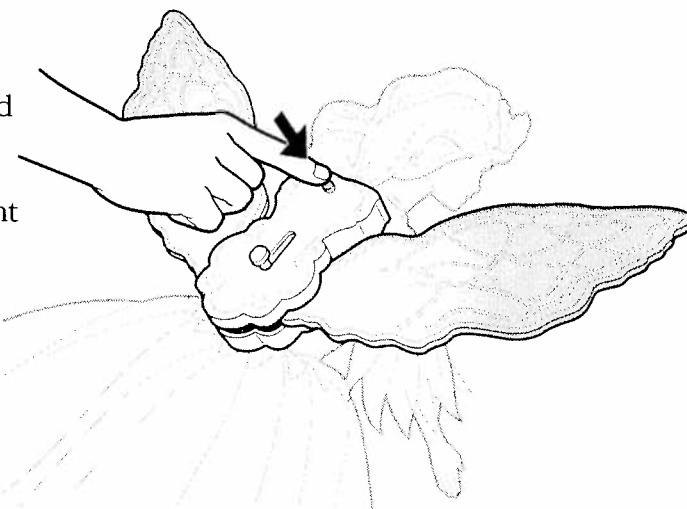
2.

Push down the button on the back of the wings. Slide the button up and down to move the wings.



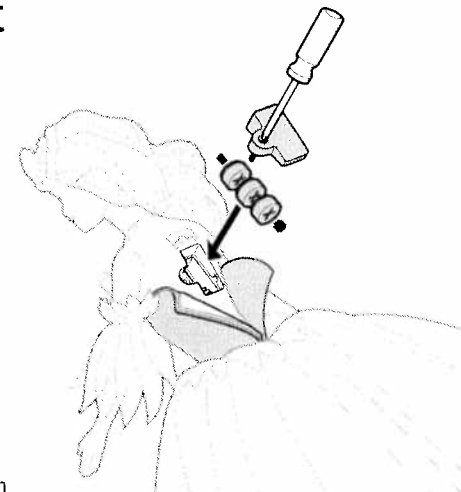
3.

Push and hold the top button to light up the wings. The wings must be attached to the doll for the lights to work.



Battery Replacement

Toy includes 3 replaceable AG13 or LR44 button cell batteries. Replace batteries when light becomes dim. To replace batteries, use a Phillips head screwdriver (not included) to open battery door. Remove and set aside. Insert 3 replaceable AG13 or LR44 button cell batteries as shown. Use either AG13 or LR44 batteries or equivalent. Replace battery cover and screw closed.



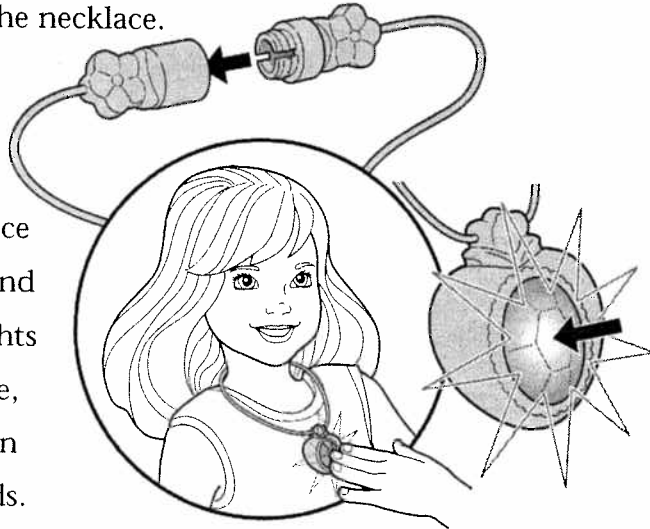
BATTERY SAFETY INFORMATION:

1. Non-rechargeable batteries are not to be recharged.
2. Rechargeable batteries are to be removed from the toy before being charged.
3. Rechargeable batteries are only to be charged under adult supervision.
4. Do not mix alkaline, standard (carbon-zinc), or rechargeable (nickel-cadmium) batteries.
5. Do not mix old and new batteries
6. Only batteries of the same or equivalent type as recommended are to be used.
7. Batteries are to be inserted with the correct polarity.
8. Exhausted batteries are to be removed from the toy.
9. The supply terminals are not to be short-circuited.
10. Dispose of batteries safely.
11. Do not dispose of in fire as batteries may explode or leak.

Light-up necklace for you to wear!

1.

Snap together the necklace.



2.

Press the necklace while wearing and the necklace lights up. Pressed once, the light stays on for a few seconds.

Pressed again, the light blinks.

BATTERY SAFETY INFORMATION:

1. Non-rechargeable batteries are not to be recharged.
2. Rechargeable batteries are to be removed from the toy before being charged.
3. Rechargeable batteries are only to be charged under adult supervision.
4. Do not mix alkaline, standard (carbon-zinc), or rechargeable (nickel-cadmium) batteries.
5. Do not mix old and new batteries
6. Only batteries of the same or equivalent type as recommended are to be used.
7. Batteries are to be inserted with the correct polarity.
8. Exhausted batteries are to be removed from the toy.
9. The supply terminals are not to be short-circuited.
10. Dispose of batteries safely.
11. Do not dispose of in fire as batteries may explode or leak.

CONSUMER INFORMATION

MATTEL TOYS



YOU CAN TELL IT'S MATTEL!™ CALL us toll-free or write with any comments or questions about our products or service. Monday-Friday 8:00 a.m. - 6:00 p.m. Eastern Time. Outside U.S.A., see telephone directory for Mattel listing.

Consumer Relations, Mattel, Inc.
333 Continental Blvd.
El Segundo, CA 90245 USA

1(800) 524-TOYS

WE ARE DEDICATED TO QUALITY PRODUCTS.



Teresa[®] Doll as the Fairy Queen[™]



INSTRUCTIONS

CONTENTS



Includes 2 non-replaceable LR54 Alkaline Button Cell Batteries. Dispose of batteries safely. Colors and decorations may vary from those shown.

Please remove everything from the package and compare to the contents shown here. If any items are missing, please call 1-800-524-TOYS.



B3285-0920

Keep these instructions for future reference as they contain important information.

© 2003 Mattel, Inc. El Segundo, CA 90245 U.S.A. All Rights Reserved.